

Round Robin or Swiss Teams with no Pre-entry of Teams / Players

Start...

Compscore3 main page, click

New | Templated Teams or

New | Swiss Teams

Complete the Setup tab...

Include date in session name e.g. "Wednesday Teams - 15-Jun-21"

Select masterpoints colour (green and 1.0, or red and 2.5)

If Templated teams (not Swiss), select Template (e.g. 4 table round-robin or 6 table 5 round round-robin)

Session matches pattern – for single session just enter the number of matches being played

Hand record to go on this tab

Click Create Blank Teams on Team Setup tab and enter number of teams

Initial Draw....

If Swiss teams, on the Team Seeding tab click Initial Draw.

Bridgemate tab...

Create first match of session using New BWS File

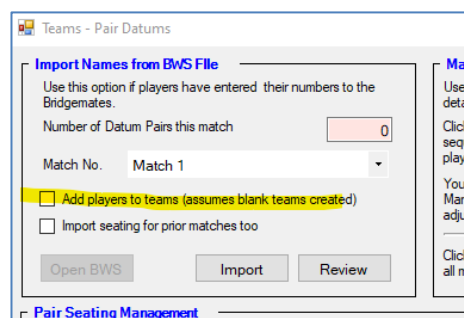
Open Round 1 from the dropdown

If you have a side movement, add side movements as New Section/s like normal (see special instructions if there is a second teams field)

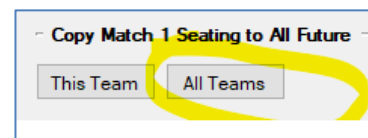
Click Launch on the final section added

After the first match has started and player numbers entered...

Click Datums (on the Bridgemate tab), tick "[x] Add players to teams..." and then click Import (see pic). This will populate the teams and assign a team name. (Note – if this is a second or subsequent week of a multi-week teams event, do not tick "[x] Add Players...". Just import the names and click Problems to see if anyone has entered unknown team members and if so, correct or add them.)

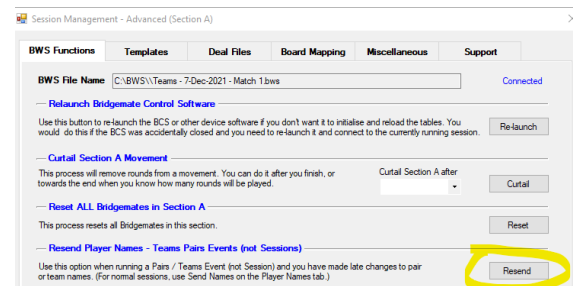
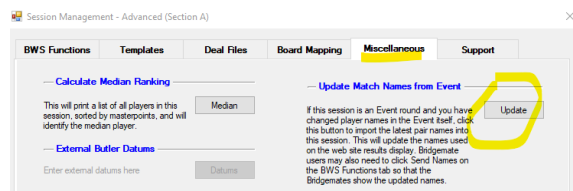


Further down this Pair Datums form, click All Teams to replicate Match 1 seating for the whole event (see pic)



Close Pair Datums form.

On the Match 1 form, select Advanced (on the Setup tab), and on the Miscellaneous tab click Update names and then on the BWS Functions tab click Resend. (This replaces the player names with the team names in the Bridgemates for future matches.)



At the end of each match...

Import results (as with normal session)

Close match form

Click Quick Post. This will print the Results, and also print the next draw if it's Swiss Teams.

Optional step – click Datums then Quick Post Datums, and then back on Event form's Bridgemates tab, click Personals, making sure "[x] for guillotining" is ticked

Click Create Next Round (using existing database)

Open next round (opening a round sends the movement to the Bridgemates)

At completion of session / event...

Finish last match as normal

On Masterpoints tab click ? then Calculate then print the report by team for the Masterpoint Secretary. Click Merge to send these masterpoints to the main Club masterpoints area.

Create a Web Site Event Number but choosing Compscore2's Web menu, and selecting Club Web Site Head Event Management and answer the questions on the web page. After completing the details, a list of the Club events will be shown and you will see the Web Event Number that has been allocated.

On the Web tab, enter Web Site Event Number (see below) and select "[x] All rounds" then click Make Files.

Upload files to web site in usual way.

For sessions that are continuations of an existing teams event

Select the existing event by clicking Open. Follow the steps above, except for Steps 1,2 and 3.

Also, when you do the datums early in the first match of each session, follow the above steps but do not tick the "[x] add player names" box but still click Import, then click Problems to see any issue (you may need to add players to teams), fix them, then apply the seating to the rest of the event for all teams starting from the first match for the session.

More than one teams event?

Create the Bridgemate database as normal for the first field, but on the second event, you need to choose Use Existing BWS and navigate to the one that was created of the first event. Make sure that on the Setup tab you've chosen a different section letter for the different events.

Multi-session Teams event

Differences may include:

Bridgemate options – turn off the option to display other table's results (remember to turn on again after you finish)

Do not merge masterpoints if the masterpoints file will be sent to the Masterpoint Centre separately for this event

C:\Documents\Bridge Club\Compscore2\Printed Documents\Single Session Round Robnin Teams.docx